









Model #	5602
Panel Style	Square or Arched
Section construction	2-1/2" Thick - 2-Sided Steel
Material	Heavy Duty / 27 Ga. Steel
R-value	17.54
Insulation type	Polyurethane
Glass options	
Frosted	✓
Glue chip	✓
Obscure	✓
Plain	✓
Seeded	✓
Tinted	✓
Color options	
 Accents cedar	✓
 Accents dark oak	✓
 Accents driftwood	✓
 Accents walnut	✓
 Black/Cedar	✓
 Black/Walnut	✓
 Black/Driftwood	✓
 Black/Dark Oak	✓